

# RADICAL STATISTICS

## Radical Statistics Annual General Meeting 29 February, 2020 London

### Minutes

#### 1. Attendance

John Bibby, Paul Bivand, Janet Bowstead, Dave Byrne, Alistair Cairns, Roy Carr-Hill, Rachel Cohen, Sean Demack, Jeff Evans, Jane Galbraith, Harvey Goldstein, David Gordon, Clare Griffiths, David Lamb, Alison Macfarlane, Kevin McConway, Eileen Magnello, Paul Marchant, Penny Reynolds, Robin Rice, John Sandall, Janet Shapiro.

#### 2. Acceptance of previous AGM minutes

Accepted as accurate. All minutes are available on the website.

#### 3. Radical Statistics journal Editors report – Roy Carr-Hill

The journal is quite short of submissions, though they continue to be good quality. Essay competition should help. Roy will circulate his 'enforcement' model for presentations at conference into journal. We need a book editor. Roy and the Editors are thanked.

#### 4. Troika report – Alistair Cairns

In the absence of a functioning Troika, the 2020 Commission essentially served as Troika for 2019. Proposal to reincarnate a functioning Troika to consist of Treasurer (David Lamb), Secretary (Alistair Cairns), and attempt to recruit one or more, possibly attaching the convenor/ organiser of the Annual Conference on a temporary basis each year. It would be good to spell out clearer roles by 2021 AGM. Alistair and David will confer afterwards.

#### 5. Treasurer's report – David Lamb

Reports appended.

#### 6. Membership report – Alistair Cairns

We are now offering membership to students for free. Promotional flyers and cards are available.

Members have been offered opt out of print/on-line only subscriptions. To reflect the cost of production, printing and mailing of hard copies, members will be required to pay (at least) £10 increase in 2020; those that do not will not continue to receive mailed copies.

#### 7. Conference organisers report – Eileen Magnello

Eileen, Alison and John thanked. Work was fragmented and yet led to a very positive and stimulating conference.

**8. Future conferences.**

- a. 2021 Newcastle? Accepted. To be coordinated with the Newcastle 'Phil & Lit' Society. Lead will be Dave Byrne. Saturday preferred. Later start? Tbc.
- b. 2022 Sheffield or London. Sean Demack will lead if Sheffield is chosen, Rachel Cohen if London is chosen.

**9. Essay competition Dave Byrne**

Will circulate materials and invitations soon, especially inviting people involved with Q step.

**10. Website/social media report – Robin Rice**

Twitter: Unique 4000+ users - up 4%.

January is usually busiest month. UK dominates, with US and English countries following. Clare will start to help with tweets.

Facebook: 600+. UK again is the main region.

Please submit blog posts to Robin, which will go up. 'Re-blogs' are fine.

Robin is thanked.

**11. JISC mail report – Alison Macfarlane**

~300 on list. One racist comment, over a year ago has not recurred. There are a fairly small number of contributors.

**12. Any other business -**

MEETING ENDS

## **Radical Statistics – Treasurer’s report**

**AGM 29th February 2020**

The financial position of Radical Statistics is now stronger than it has been in the recent past. A reduction in expenditure and a small increase in income have produced a considerably smaller deficit in 2019 compared to 2018.

### **Income**

The income from subscriptions and journal sales is steady.

The 2019 conference generated a small surplus. Conference income covers the cost of holding the conference but no longer generates the surplus of a few years ago.

### **Expenditure**

The main item of expenditure for the conference is room hire. This cost varies with the venue.

RadStats’ largest item of expenditure is the journal. Following a decision at the 2019 AGM journal subscribers can choose to receive an electronic copy of the journal. The number of people opting to go electronic has led to a cost saving

Although the group is moving towards a surplus of income over expenditure there is still scope to generate income and reduce expenditure.

David Lamb

Treasurer

February 2020

Radical Statistics  
2020 AGM

**INCOME AND EXPENDITURE ACCOUNT  
for the year ending 31 December 2019**

	2019	2018	2017	2016	2015	2014	2013	2012	2011	2010	2009
<b>GENERAL INCOME</b>											
subscriptions	£3,516	£3,627	£3,721	£3,962	£4,242	£4,058	£4,467	£4,520	£4,812	£4,212	£4,315
Conference Takings	£2,095	£1,730	£1,731	£2,040	£2,900	£765	£2,865	£2,855	£1,400	£3,134	£815
takings:costs				£1	£2	£0	£1	£3	£5	£4	£7
Publications/sales		£13	£57		£103						
library subs	£175	£50	£275		£50	£275	£395	£187	£275	£110	£435
donation*										£15	£94
paypal					£0						
credit in error								£50			
refund of debits in error								£66			
subtotal	£5,786	£5,420	£5,784	£6,003	£7,297	£6,306	£7,833	£7,700	£6,492	£7,475	£5,666
interest current account			£0	£0	£11	£21	£20	£14			
Interest deposit account (56)	£6	£1	£2	£3	£2	£3	£3	£3	£3	£7	
Interest Deposit account	£21	£2	£2	£5	£2	£5	£5	£5	£5	£3	
<b>TOTAL INTEREST RECEIVED</b>	<b>£27</b>	<b>£3</b>	<b>£4</b>	<b>£8</b>	<b>£15</b>	<b>£29</b>	<b>£28</b>	<b>£22</b>	<b>£8</b>	<b>£10</b>	<b>£13</b>
<b>TOTAL INCOME</b>	<b>£5,813</b>	<b>£5,423</b>	<b>£5,788</b>	<b>£6,011</b>	<b>£7,312</b>	<b>£6,335</b>	<b>£7,861</b>	<b>£7,722</b>	<b>£6,500</b>	<b>£7,485</b>	<b>£5,678</b>
<b>EXPENDITURE</b>											
Conference costs	£1,890	£1,363	£2,668	£1,857	£1,867	£4,630	£2,257	£1,063	£298	£879	£123
Radstats Newsletter	£2,070	£2,998	£2,417	£1,474	£555	£1,020	£1,144	£1,509	£2,485	£2,663	£2,167
Administrative fee	£1,063	£1,367	£1,259	£1,124	£699	£987	£1,039	£1,265	£1,149	£849	£810
Administrative expenses	£1,453	£1,980	£1,945	£1,707	£945	£1,194	£812	£1,517	£285		
Miscellaneous								£300	£102	£30	£309
Bank charges								£3	£32	£84	£17
Big Data Project		£379		£276	£231		£0				
Other (leaflet)										£55	£100
Essay				£268	£55	£230		£33	£100		
Commission costs	£277										
refund (credits in error)								£50	£510		
debits in error								£267			
<b>TOTAL EXPENDITURE</b>	<b>£6,753</b>	<b>£8,087</b>	<b>£8,289</b>	<b>£6,706</b>	<b>£4,353</b>	<b>£8,062</b>	<b>£5,302</b>	<b>£6,467</b>	<b>£4,451</b>	<b>£4,560</b>	<b>£3,527</b>
<b>NET INCOME</b>	<b>-£940</b>	<b>-£2,664</b>	<b>-£2,501</b>	<b>-£695</b>	<b>£2,960</b>	<b>-£1,727</b>	<b>£2,560</b>	<b>£1,255</b>	<b>£2,049</b>	<b>£2,924</b>	<b>£2,152</b>

summary accounts

AGM2020RadStatsAccounts to Dec 2019roundedv2amended

Radical Statistics  
2020 AGM

Radical Statistics

NET WORTH

As at 31st December 2019

	2019	2018	2017	2016	2015	2014	2013	2012	2011	2010	2009
<b>BANK BALANCES</b>											
Current Account	£7,432	£8,400	£11,066	£13,571	£14,275	£11,321	£13,056	£10,505	£9,261	£7,225	£4,314
14 Day Deposit	£3,585	£3,578	£3,577	£3,575	£3,570	£3,569	£3,565	£3,562	£3,559	£3,555	£3,552
14 Day Deposit (Health)	£4,908	£4,887	£4,885	£4,883	£4,876	£4,874	£4,869	£4,865	£4,860	£4,855	£4,849
<b>TOTAL</b>	£15,925	£16,865	£19,529	£22,030	£22,721	£19,763	£21,490	£18,932	£17,679	£15,636	£12,715
<b>INCREASE IN NET WORTH</b>											
bank balances at 1st Jan	£16,865	£19,529	£22,030	£22,721	£19,763	£21,490	£18,932	£17,679	£15,636	£12,715	£10,570
bank balances at 31st Dec	£15,925	£16,865	£19,529	£22,030	£22,721	£19,763	£21,490	£18,932	£17,679	£15,636	£12,715
<b>Net Income for Year</b>	<b>-£940</b>	<b>-£2,664</b>	<b>-£2,501</b>	<b>-£692</b>	£2,958	-£1,727	£2,558	£1,252	£2,044	£2,921	£2,145

David Lamb, Treasurer  
January 2020

## Membership Report for 2019 AGM

Alistair Cairns, Administrator

As of February 2020, membership remains stable.

50 members have opted for on-line only.

There is a proposal to enforce a £10 increase for print copies.

	2019	2018	2017	2016
Low waged/Student	56	56	50	47
Standard	194	197	186	189
Institutional	26	26	26	26
Outside UK	12	12	12	11
Gratis *	11	11	11	3
Total	299	302	293	293

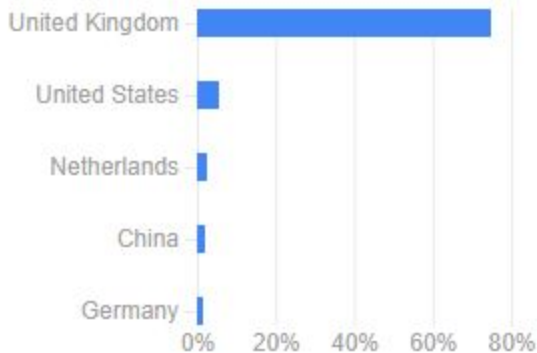
*\* An additional five copies are sent to the Legal Deposits Libraries.*

*Five independent/radical bookshops in UK receive copies to sell, with no payment expected.*

*Editors, authors & essay competition winners and graphic artist each receive two copies (one additional if already member).*

# Where are your users?

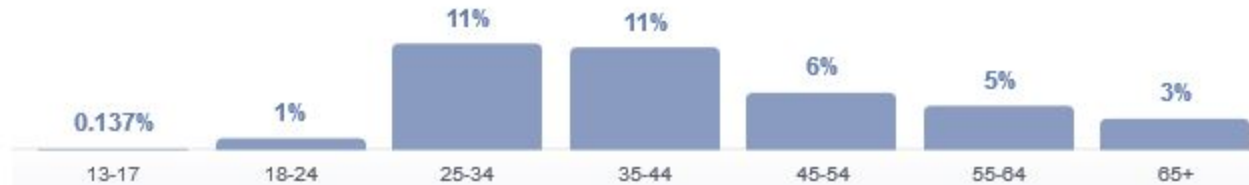
## Sessions by country



The people who follow your Page. This number is an estimate.

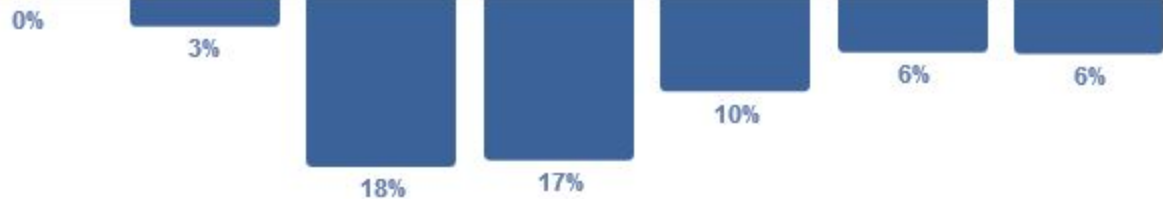
## Women

**37%**  
Your followers



## Men

**59%**  
Your followers





4.2K

↑4.1%

5.2K

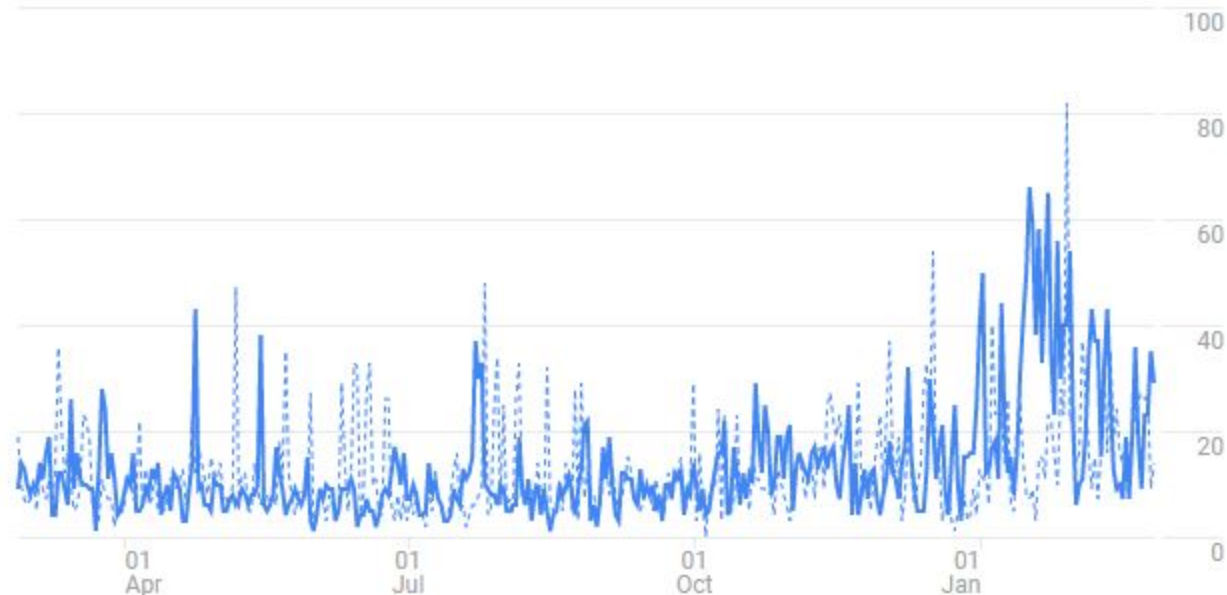
↑8.0%

61.99%

↑3.6%

1m 41s

↑1.5%



Feb 26, 2019 - Feb 26, 2020 ▼

[AUDIENCE OVERVIEW](#) >