

# **RADICAL**STATISTICS

## **2015 AGM Saturday, 7 March Conway Hall, London**

Present: Michelle von Ahn, Paul Bivand, John Bibby, David Byrne, Kate Calder, Roy Carr-Hill, Jackie Carter, Rachel Cohen, David Drew, Jeff Evans, Nissa Finney, Alan Franco, Jane Galbraith, Dong Liu, Alison Macfarlane, Eileen Magnello, Robin Rice, Jim Ridgeway, Janet Shapiro, Ludi Simpson, Val Saunders, Humphrey Southall, Lee Williamson

Apologies: Andrew Williams , Trude Sundberg , Pete Latarch.

1. 2014 AGM minutes accepted.

2. Troika report delivered verbally. [attached] Troika has consisted of Al Franco, David Lamb, and Maurice Marchant. Highlights include improved cooperation with RSS. AF and DL are stepping down and are thanked for their efforts.

RRice & RCohen (2d) nominate Jackie Carter & DLamb & ACairns (2d) nominate Andrew Williams\_ .  
Votes approve both overwhelmingly.

3. Treasurers report delivered verbally by Janet Shapiro. [attached] There is enough surplus balance that Troika is asked to recommend amounts to be spent, and some proposals. Health Group money remains ring-fenced for future activity. Janet thanked.

4. Editors report read verbally by Rachel Cohen. Trude Sundberg and Rachel Cohen continue on but are somewhat overwhelmed by workload. Larry Brownstein continues as book editor. RC welcomes input of people who might contribute articles or pieces. J Bibby to follow up on today's speakers to request material for a conference issue of journal. Eileen Magnello to join editors. Quick discussion of web-only or web-only journal option being available; not seen as desirable at present as it is viewed paper copies remain important. Journals should be put on-line as soon as possible once print copies are out. H Southall asks if articles could be released to press - discussed. Money needed to do this properly. Troika asked to suggest effective method, if deemed desirable. Troika to lead on promotion, but press releases not seen to be a priority. Editors thanked.

5. Web editors report highlighted by Robin Rice verbally. [attached] Report illustrates features that highlight RS activity. RR could use more blog posts, as ever. Social media followers are up. Both Twitter and Facebook reach out to a younger, less familiar, audience. RS could become a FB 'group' rather than just organisation. RR would like to utilise LinkedIn. Please join and let her know. Robin thanked.

6. Email list report A Macfarlane covers verbally. No negative activity this year (!). People who right long submissions, of quality, will be invited to write in journal. All asked to spot appropriate or interesting ones and send to RC or RR.

7. Membership report A Cairns delivers verbally. [Attached] Members down slightly but AC still to enter new members as of the conference.

8. Essay competition report L Williamson delivers verbally. Publicity was increased this year. LW got help from student, which was helpful, but submissions remain rather low (under 10 submissions this year). Judging was good quality. Could RS coordinate with Young Statisticians essay competition? Lee asks for help. Next competition in two years.

9. 2015 conference – especially following session. Viewed as success. HS & JE thanked for hard work. Friday nights talk was a bit overdrawn – probably skipping serious talk Friday evening in future. London every three years, rather than every two, is preferred.

10. 2016 Conference. York with JB doing local arrangements. JB & AC to discuss. Last week in February.

Nissa Finney volunteers for 2017 in Edinburgh

2018 in London at Conway Hall location. Troika to explore dates.

11. Archiving AM reports Welcome Centre has facilitated so far.

12. AOB

Meeting closes.

## **Troika report - 2014**

After the 2014 RadStats conference, there was a change in the membership of the Troika. We welcomed Maurice Marchant to the team.

### **Annual conference 2015**

The Troika has supported the organisers in the planning of the 2015 conference, marking the 40<sup>th</sup> anniversary of the founding of Radical Statistics. The Troika has considered suggestions for the location of the 2016 conference.

### **RadStats Journal**

We have supported Rachel Cohen in her role of journal editor. We welcomed Trude Sundberg to the journal editorial team.

### **Links to other groups**

The working relationship between RadStats and the Royal Statistical Society has continued to be productive.

### **Membership of the Troika**

At the 2015 AGM Al Franco and David Lamb will complete their term of office on the Troika. Andrew Williams has agreed to join the Troika.

### **Members of the Troika:**

Al Franco

David Lamb

Maurice Marchant

March 2015

**RADICAL STATISTICS  
GROUP**

**NET WORTH**

**As at 31st December 2014**

	2014	2013	2012	2011	2010
<b>BANK BALANCES</b>					
Current Account	£11,320.95	£13,055.55	£10,505.08	£9,260.65	£7,224.70
14 Day Deposit	£3,568.66	£3,565.32	£3,561.98	£3,558.64	£3,555.31
14 Day Deposit (Health)	£4,873.72	£4,869.16	£4,864.61	£4,860.04	£4,855.49
<b>TOTAL</b>	<b>£19,763.33</b>	<b>£21,490.03</b>	<b>£18,931.67</b>	<b>£17,679.33</b>	<b>£15,635.50</b>
<b>INCREASE IN NET WORTH</b>					
bank balances at 1st Jan 2014	£21,490.03	£18,931.67	£17,679.33	£15,635.50	£12,714.62
bank balances at 31st Dec 2014	£19,763.33	£21,490.03	£18,931.67	£17,679.33	£15,635.50
 Net Income for Year	 -£1,726.70	 £2,558.36	 £1,252.34	 £2,043.83	 £2,920.88

Janet Shapiro, Treasurer

The breakdown of income and expenditure is given overleaf with performance since 2010. There is substantial consistency except that subscriptions appear to be lower in 2014.

The refund was from Eventbrite for over payment for the 2013 conference in London. The expenditure on conference includes pre-payment of £1,600 for the 2015 venue. So conference costs are largely consistent over the years

The conference pre-payment has contributed to the net loss suffered in 2014.

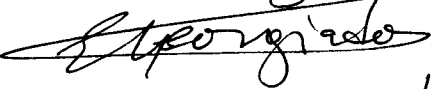
The 14 Day Deposit Accounts together amount to £8,442.38 and the interest accrued is only £7.90. The AGM is urged to consider whether the group could finance a project using these funds.

Janet Shapiro

Treasurer

Radical Statistics Group

I have checked these accounts against the bank statements and have had my queries answered to my satisfaction.

Elli Georgiades  
  
February 21st, 2015

**INCOME AND EXPENDITURE ACCOUNT**  
**for the year ending 31 December 2014**

	2014	2013	2012	2011	2010
<b>GENERAL INCOME</b>					
subscriptions	£4,058.00	£4,467.00	£4,520.00	£4,812.00	£4,212.00
Conference Takings	£765.00	£2,865.00	£2,855.00	£1,400.00	£3,134.03
Publications/sales			£20.00		
library subs	£275.00	£395.00	£187.00	£275.00	£110.00
donation*					£15.00
credit in error			£50.00		
refund of debits in error	£1,207.85	£105.00	£65.54		
subtotal	<b>£6,305.85</b>	<b>£7,832.00</b>	<b>£7,697.54</b>	<b>£6,487.00</b>	<b>£7,471.03</b>
interest current account	£21.18	£20.21	£13.99		
Interest deposit account (56)	£3.34	£3.34	£3.34	£3.33	£6.85
Interest Deposit account	£4.56	£4.55	£4.57	£4.55	£3.33
<b>TOTAL INTEREST RECEIVED</b>	<b>£29.08</b>	<b>£28.10</b>	<b>£21.90</b>	<b>£7.88</b>	<b>£10.18</b>
<b>TOTAL INCOME</b>	<b>£6,334.93</b>	<b>£7,860.10</b>	<b>£7,719.44</b>	<b>£6,494.88</b>	<b>£7,481.21</b>
<b>EXPENDITURE</b>					
Conference costs	£4,629.95	£2,257.02	£1,062.60	£297.68	£878.89
Radstats Newsletter	£1,020.00	£1,143.75	£1,509.24	£2,484.50	£2,663.37
Administrative fee	£987.35	£1,038.54	£1,265.24	£1,149.12	£849.21
Administrative expenses	£1,194.33	£812.43	£1,517.14	£285.42	
Miscellaneous			£300.00	£102.35	£30.00
Bank charges		£0.00	£3.34	£31.98	£83.86
Other (leaflet)					£55.00
Essay	£230.00		£33.00	£100.00	
refund (credits in error)		£50.00	£510.00		
debits in error			£266.54		
<b>TOTAL EXPENDITURE</b>	<b>£8,061.63</b>	<b>£5,301.74</b>	<b>£6,467.10</b>	<b>£4,451.05</b>	<b>£4,560.33</b>
<b>NET INCOME</b>	<b>-£1,726.70</b>	<b>£2,558.36</b>	<b>£1,252.34</b>	<b>£2,043.83</b>	<b>£2,920.88</b>

# Radstats, 2015, London: Web Editor's Report

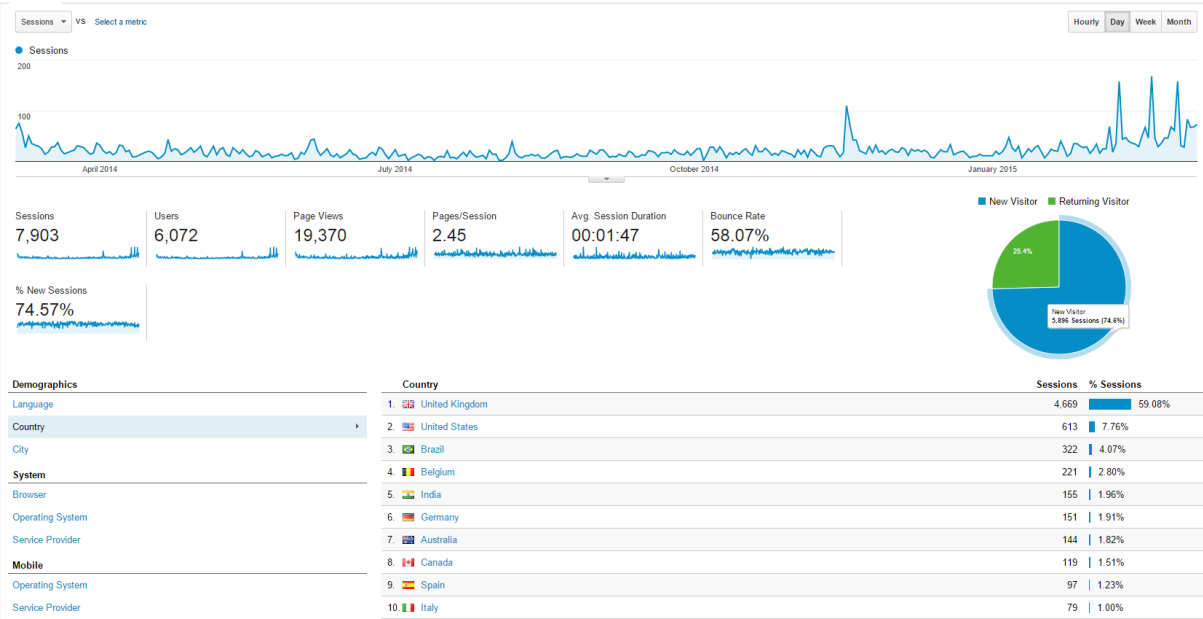
Robin Rice

## Website

Blog: 7 posts in 2014. 3 comments.

## Google Analytics Reports

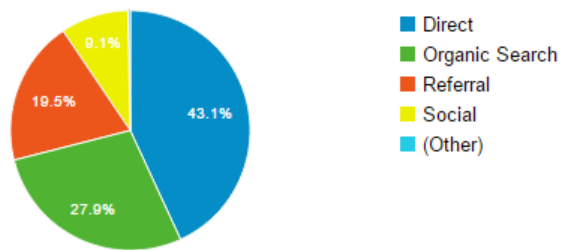
Page views, sessions, countries:



Top 10 pages:

Page	Page Views	Unique Page Views	Avg. Time on Page	Entrances	Bounce Rate
	19,370 % of Total: 100.00% (19,370)	14,620 % of Total: 100.00% (14,620)	00:01:13 Avg for View: 00:01:13 (0.00%)	7,898 % of Total: 100.00% (7,898)	58.07% Avg for View: 58.07% (0.00%)
1. /	7,270 (37.53%)	5,388 (36.85%)	00:01:16	5,123 (64.86%)	54.31%
2. /journal/	2,120 (10.94%)	1,253 (8.57%)	00:00:34	288 (3.65%)	31.25%
3. /conference/london2015/	1,122 (5.79%)	925 (6.33%)	00:02:49	612 (7.75%)	65.64%
4. /about-radical-statistics/	875 (4.52%)	738 (5.05%)	00:01:12	93 (1.18%)	47.31%
5. /conference/	828 (4.27%)	620 (4.24%)	00:00:38	135 (1.71%)	19.40%
6. /journal/issue108/	578 (2.98%)	384 (2.63%)	00:01:38	36 (0.46%)	61.11%
7. /journal/issue110/	552 (2.85%)	353 (2.41%)	00:01:49	50 (0.63%)	76.00%
8. /blog/	521 (2.69%)	430 (2.94%)	00:01:23	142 (1.80%)	72.54%
9. /conference/man2014/	499 (2.58%)	406 (2.78%)	00:02:34	204 (2.58%)	74.51%
10. /membership/	416 (2.15%)	349 (2.39%)	00:00:56	32 (0.41%)	59.38%

## Top Channels



## Tweets:

908 since beginning. Followers: 2,726 (up from 2k last year).

### Interests

Most unique interests ?

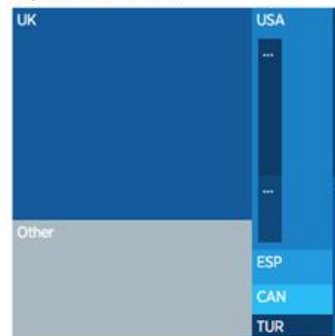
- 63% Science news
- 38% Business and finance
- 36% Financial news
- 32% Government
- 25% Government resources

Top interests ?

- 70% Politics and current events
- 63% Science news
- 62% Business and news
- 60% Business news and general info
- 44% Tech news
- 38% Business and finance
- 36% Financial news
- 35% Books news and general info
- 32% Government
- 32% Technology

### Location

Top countries and states



Top cities

- 14% London, UK
- 4% St. Louis, US
- 2% Manchester, UK
- 2% New York City, US
- 1% Glasgow, UK

### Gender



### Your followers also follow

- 45% TheEconomist · Profile
- 33% guardian · Profile
- 27% bengoldacre · Profile
- 25% simplystats · Profile
- 25% JRF jrf\_uk · Profile
- 22% ESRC · Profile
- 22% GuardianData · Profile
- 22% RoyalStatSoc · Profile
- 17% StatisticsViews · Profile

## Facebook

### Your Fans | People Reached | People Engaged

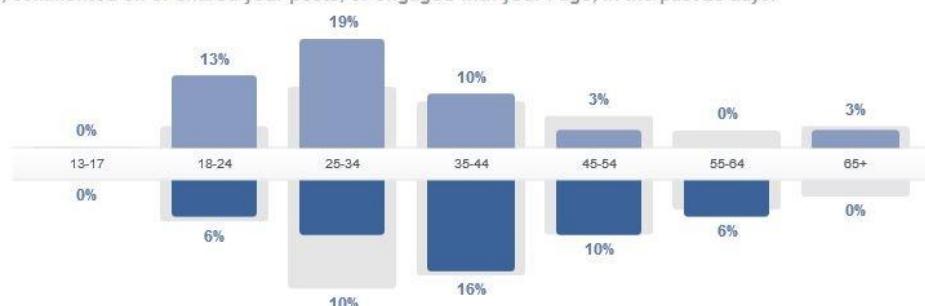
The people who have liked, commented on or shared your posts, or engaged with your Page, in the past 28 days.

#### Women

48% People Engaged | 36% Your Fans

#### Men

48% People Engaged | 61% Your Fans



## Membership Report for 2014 AGM

Alistair Cairns, Administrator

As of February 2015, membership within Radical Statistics consists of:

	2014	2013	2012
Low waged/Student	43	52	42
Standard	197	225	215
Institutional	27	28	28
Outside UK	6	6	6
Gratis *	3	3	3
Total	276	314	294

*\* An additional five copies are sent to the Legal Deposits Libraries and two to the cover's graphic artist.*

*Editors, authors & essay competition winners each receive two copies (one additional if already member).*